

**A L<sup>A</sup>T<sub>E</sub>X Thesis Template for ENCS Graduate Student  
from Concordia University**

**Your name here**

**A Thesis  
in  
The Department  
of  
Mechanical and Industrial Engineering**

**Presented in Partial Fulfillment of the Requirements  
for the Degree of  
Master of Applied Science (Industrial Engineering) at  
Concordia University  
Montréal, Québec, Canada**

**March 2021**

**© Your name here, 2021**

CONCORDIA UNIVERSITY

School of Graduate Studies

This is to certify that the thesis prepared

By: **Your name here**

Entitled: **A L<sup>A</sup>T<sub>E</sub>X Thesis Template for ENCS Graduate Student from Concordia  
University**

and submitted in partial fulfillment of the requirements for the degree of

**Master of Applied Science (Industrial Engineering)**

complies with the regulations of this University and meets the accepted standards with respect to originality and quality.

Signed by the Final Examining Committee:

\_\_\_\_\_ Chair  
*Dr. Name of the Chair*

\_\_\_\_\_ External Examiner  
*Dr. Name of External Examiner*

\_\_\_\_\_ Examiner  
*Dr. Name of Examiner One*

\_\_\_\_\_ Supervisor  
*Dr. Name of Supervisor*

Approved by

\_\_\_\_\_  
Martin D. Pugh, Chair  
Department of Mechanical and Industrial Engineering

\_\_\_\_\_ 2021

\_\_\_\_\_  
Amir Asif, Dean  
Faculty of Engineering and Computer Science

# Abstract

A L<sup>A</sup>T<sub>E</sub>X Thesis Template for ENCS Graduate Student from Concordia University

Your name here

This thesis template has been created to make it easy to prepare your thesis using LaTeX while adhering to the [Concordia University Thesis Specifications posted online](http://www.concordia.ca/content/dam/concordia/offices/sgs/docs/handbooks/thesispreparationguide.pdf). The official thesis examples are provided here: <http://www.concordia.ca/content/dam/concordia/offices/sgs/docs/handbooks/thesispreparationguide.pdf>. The template has been tested with TeXstudio, TeXworks, CTeX, and TeXnic under MikTeX 2.9, with UTF-8 encoding.

# Acknowledgments

Text of acknowledgments.

# Contents

<b>List of Figures</b>	<b>vi</b>
<b>List of Tables</b>	<b>vii</b>
<b>1 Introduction</b>	<b>1</b>
1.1 Figure and Table . . . . .	1
1.1.1 Figure . . . . .	1
1.1.2 Table . . . . .	1
1.2 Itemized examples using list structures in L <sup>A</sup> T <sub>E</sub> X . . . . .	1
1.3 Algorithm . . . . .	3
1.4 Equation . . . . .	3
1.5 Quotations . . . . .	4
1.6 Citations . . . . .	4
<b>2 Literature Review</b>	<b>5</b>
<b>Appendix A My Appendix</b>	<b>6</b>
<b>Bibliography</b>	<b>7</b>

# List of Figures

Figure 1.1 An illustration of requirement compliance. . . . . 2

Figure A.1 An figure example in Appendix A. . . . . 6

# List of Tables

Table 1.1 Elements defined for the ROM (Zeng, 2008). . . . . 2

# Chapter 1

## Introduction

Chapter 1 provides a brief summary on some basic  $\LaTeX$  elements to be used in a thesis. A comprehensive literature review on [your topic] is presented in Chapter 2. Bla bla bla ....

### 1.1 Figure and Table

Text body of the Section 1.1.

#### 1.1.1 Figure

A figure example is shown in Figure 1.1.

#### 1.1.2 Table

Table 1.1 illustrates a very complex table with figures in its cells.

### 1.2 Itemized examples using list structures in $\LaTeX$

Item list using “`itemize`” structure are given below:

- Use bold/italic for emphasis, but keep its use to a minimum. Avoid using underlining in your paper.
- Use a consistent spelling style throughout the paper (US or UK).



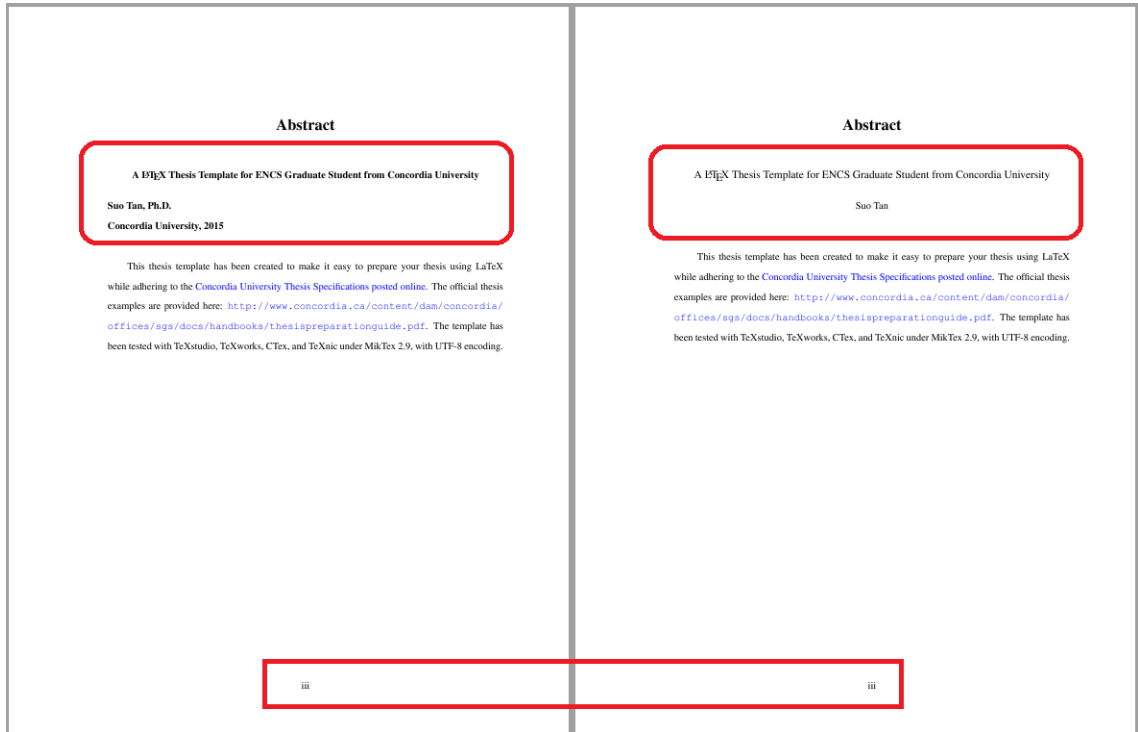




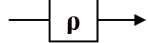


Figure 1.1: An illustration of requirement compliance.

Table 1.1: Elements defined for the ROM (Zeng, 2008).

	Type	Graphic Representation	Description
Object	Object		Everything in the universe is an object
	Compound Object		It is an object that includes at least two objects in it
Relation	Constraint Relation		It is a descriptive, limiting, or particularizing relation of one object to another
	Connection		It is to connect two objects that do not constrain each other
	Predicate Relation		It describes an act of an object on another or that describes the states of an object

- Use double quotes.
- Use %, not percent.
- Do not use ampersands (&) except as part of the official name of an organization or company.
- Keep hyphenation to a minimum. Do not hyphenate ‘coordinate’ or ‘non’ words, such as ‘nonlinear’.

The following are using “enumerate” structure:

- (1) For complete or near complete sentences, begin with a capital letter and end with a full stop.
- (2) For short phrases, start with lower case letters and end with semicolons

### 1.3 Algorithm

The pseudo code shown in Algorithm 1 describes the proposed algorithm.

---

**Algorithm 1** Calculate the probability of  $G$

---

**Require:**  $p \in [0, 1], G$

**Ensure:** None

```

1: for  $i = 0 \rightarrow 2^d - 1$  do                                     ▷  $d$  is an integer
2:   if  $n(\nu_i) = 0$  then
3:     if  $x < p$  then                                           ▷  $x$  is a normal distribution number in the range of  $[0, 1]$ 
4:       Occupy  $v_i$  site with probability  $p$ 
5:     end if
6:   end if
7: end for

```

---

### 1.4 Equation

An equation example is shown in Eq. 1.

$$f(ENC) = \int_0^1 (e^x + x^2) \quad (1)$$

## 1.5 Quotations

“It was easier in the beginning when there was only the RED-camera, but now, after RED, it just continuous. And all the different manufacturers, they cannot agree upon what is the standard file format, codec, or compression algorithms, and so on. It is a jungle.”

CEO, Full Name (Company A)

## 1.6 Citations

It is suggested that you choose “\citet” and/or “\citep” to cite references. The “\citet{key}” gives you a format of “Name (1990)”, while “\citep{key}” delivers a format of “(Name, 1990)”. For example, [Wang and Zeng \(2009\)](#) extended their research from [\(Zeng, 2008\)](#).

## **Chapter 2**

# **Literature Review**

Put your literature review contents here.

## Appendix A

# My Appendix

Appendix figure example is shown in [A.1](#) below



Figure A.1: An figure example in Appendix [A](#).

# References

- Wang, M., & Zeng, Y. (2009, April). Asking the right questions to elicit product requirements. *International Journal of Computer Integrated Manufacturing*, 22(4), 283–298. Retrieved from <http://dx.doi.org/10.1080/09511920802232902> doi: 10.1080/09511920802232902
- Zeng, Y. (2008, August). Recursive object model (ROM) – Modelling of linguistic information in engineering design. *Computers in Industry*, 59(6), 612–625. Retrieved 2015-10-21, from <http://www.sciencedirect.com/science/article/pii/S0166361508000249> doi: 10.1016/j.compind.2008.03.002